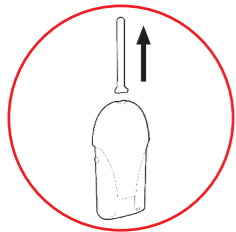


### Preparing a byte pod for first use:

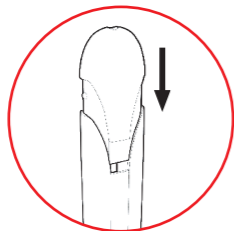
Grip the ESP ripcord and pull firmly and smoothly away from the pod. The ESP ripcord will pull out of the pod completely, opening the mouthpiece air hole, and allowing e-liquid to be absorbed by the atomizer. Take 3 to 4 draws on the mouthpiece, then wait 3 minutes before fitting the newly prepared pod to the byte battery to allow the atomizer to fully saturate with e-liquid.



**Please note: Only remove the ESP ripcord when you are ready to use the new pod.**

### Inserting a pod:

Simply push the byte pod gently into place in the top of the battery until you feel a click. Totally Wicked byte pods are translucent so that e-liquid level can be checked, most easily with pod removed and held upright. When e-liquid runs out, simply prepare a new pod and dispose of the old one.



**Please note: Remove the ESP ripcord before inserting the pod into the battery unit. Remember to wait at least 3 minutes before inserting the pod after you have pulled the ripcord, or you may experience a burnt taste when first vaping. This may mean that you then need to prepare another byte pod.**

### Vaping:

Inhale gently on the byte pod mouthpiece and it will begin to produce vapour. The LED in the centre of the device will illuminate while vapour is being produced. Most vapers find that drawing vapour gently into the mouth, and then fully inhaling after removing the mouthpiece from their mouth, gives the greatest nicotine satisfaction with this type of e-cigarette.

### Charging the battery:

The Totally Wicked byte battery requires charging, generally on a daily basis, but for some more frequently. A newly charged battery should provide sufficient power to allow a full byte pod to be used completely, but will need charging soon after a replacement pod is inserted. To charge the battery, connect the byte to a suitable USB power supply using the USB cable provided. The LED will glow until fully charged, at which point it will turn off. The Totally Wicked byte battery can be charged while in use.

### Cleaning and maintenance:

The Totally Wicked byte battery can be cleaned using a soft dry cloth or tissue; care should be taken to avoid getting the byte battery or pods wet. The pod connection point in the battery can be cleaned carefully using a dry cotton swab. Depending on your vaping style, you may occasionally find a small drop of condensed e-liquid builds up within the mouthpiece. If this occurs, simply cover the mouthpiece with a tissue, hold the byte with mouthpiece down, and gently shake out the excess fluid.

### Contents:

1x byte battery, 1x USB cable, 1x User manual

**Totally Wicked byte prefilled pods available separately or in Totally Wicked byte Complete Kit.**

### Specifications:

Dimensions: 107mm x 11mm x 19mm (with pod fitted)

Battery capacity: 350mAh

Weight: 21g (with filled pod fitted)

Max charging current: 1.0A

### Product storage, charging and battery precautions:

- Store the byte and its accessories away from children when not in use.
- Please only use the USB cable provided.
- The byte is intended to be charged using a certified USB charger with a rated output of 5V DC, 1.0A minimum, or a certified host computer using USB 2.0 or higher. A suitable charger is available from all dedicated Totally Wicked stockists.
- Unplug the battery from the charging device as soon as it is fully charged.
- Do not leave battery unattended when on charge.
- Do not charge the battery close to flammable materials or valuables.
- Do not charge the battery in a damp environment, or in temperatures under 0°C or above 45°C.
- Do not use the device in temperatures under -10°C or above 60°C.
- Please dispose of dead batteries in accordance with your country's appropriate legislation.
- Do not carry batteries in a pocket or bag with metallic objects.

- Do not attempt to repair a faulty byte battery as these are sealed units with no serviceable parts. Attempted repairs will void the warranty.

### Additional product information:

There are no reported medical side effects with this product. If you believe you experience a side effect, please contact the manufacturer.

### Warranty:

The Totally Wicked byte battery has a 6 month warranty. The byte pods are consumable items and are covered by "dead on arrival" warranty only. The USB cable supplied has a 12-month warranty. If any parts are found to be faulty within this time please contact our customer service team, whose details are shown below and we will arrange for a replacement. We may require the goods to be returned for further investigation.

Manufactured in China under the authority of Pillbox38 (UK) Ltd, Stancliffe Street, Blackburn, Lancashire, BB2 2QR.

Tel: 01254 692244 [www.totallywicked.co.uk](http://www.totallywicked.co.uk)



# VAPING. A SIMPLE GUIDE

# CONGRATULATIONS ON PURCHASING YOUR TOTALLY WICKED BYTE

The Totally Wicked byte has been designed to be the simplest, easiest to use e-cigarette with performance that matches far more complex and more expensive devices.

It is an ideal device for a smoker that wants to switch to vaping, or for existing vapers that want a convenient and discreet e-cigarette. Its pods are filled with UK manufactured Totally Wicked Switz Smooth e-liquid, resulting in great flavour and smooth nicotine delivery.

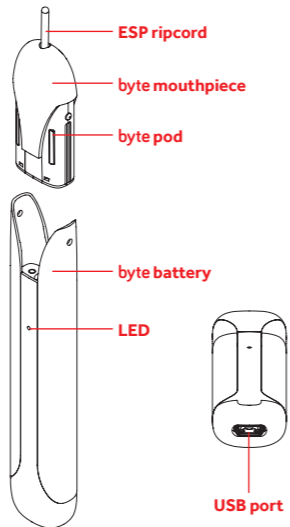


The ESP (E-liquid Sealed and Protected) technology within the byte pod seals the e-liquid away from the atomizer during transportation and storage, preventing leakage, and keeping the e-liquid fresh until first use. When the ESP ripcord is removed the atomizer will begin to saturate with e-liquid, allowing vapour to be produced.

For more information about the Totally Wicked byte and the e-liquid in the byte pods, go to [www.totallywicked.co.uk/byte](http://www.totallywicked.co.uk/byte) or scan this QR code:



## YOUR TOTALLY WICKED BYTE



## VAPING. A SIMPLE GUIDE

If you are embarking on a journey to go 'smokefree' with your Totally Wicked byte, it might take you a day, it might take longer, but you can make the switch completely. We are not here to judge, we are here to help you on your way to becoming a vaper.

### How vaping helps you avoid smoking triggers

Your Totally Wicked byte can help you make the switch to vaping by helping to emulate your smoking 'triggers'. It covers:

- Hand to mouth action
- The sensation of inhaling
- The release of exhaling
- Nicotine delivery
- Throat hit

### Vape like a vaper, not a smoker

The first mistake people usually make is attempting to vape like a smoker. When you puff harder on a cigarette you get more smoke; this does not work when vaping. There is nothing already lit and burning, so your e-cigarette needs time to produce vapour. You have to vape like a vaper. Longer, slow and steady puffs make a world of difference.

### What to expect when you start vaping

**You may cough at first** – This is normal, and the Switz Smooth e-liquid in the byte has been specially formulated to reduce the cough reflex when vaping.

**You might get a dry mouth** – Not only a dry mouth, but a dry nose and throat, this is also normal. Simply drink the occasional extra glass of water.

**You may get frustrated** – Smokers get a nicotine hit almost instantly. The e-liquid in the byte pods is designed to keep your nicotine craving satiated for longer, but it takes a little more time than a nicotine hit from a cigarette. Wait a minute or 2 after vaping before deciding to light a cigarette – you will almost definitely find you don't need it.

**You can vape too much** – Just like you can smoke too much, if you get any symptoms such as a headache, mild nausea or dizziness, don't panic. They will pass quickly once you stop vaping.



# byte



USER MANUAL